

Buckle Up

with Buckley the Safety Belt Beaver

CHILDREN'S EDUCATIONAL COLORING & ACTIVITY BOOK

ACTIVITIES & DISCUSSIONS
PARTICIPATE & DISCUSS
THE MATERIALS WITH US!



**Putnam County
Sheriff's Office**

Jeff Hardy, Sheriff

www.pcso.us

(386) 329-0800 Emergency: 911


Buckle Up

with Buckley the Safety Belt Beaver



This book belongs to

Hi! I'm Buckley the Safety Belt Beaver.



**Do you know what makes me sad?
When people forget to buckle up.**

Do you know what makes me happy?



**When everyone gets into the car or the truck
and buckles up!**



**It doesn't matter where you're going.
If it's a long ride. Or a short ride.
If you're in a vehicle, buckle up and stay safe.**

**Do you know the safest place for kids in a vehicle?
The answer is the back seat. All kids under age 12
should be seated and belted in the back seat.**



**You should never ride in a storage area
of a vehicle!**



And never sit on someone's lap in a car or truck.



Babies under 20 pounds and less than one-year:

- **Use a rear-facing child seat.**
- **The child seat must be in the back seat of the vehicle.**
- **Never place infant car seats in the front of a car with air bags. In a crash, the air bag can hurt the baby.**



Babies who are a year old and who weigh between 20-40 pounds should ride in forward-facing car seats.



Kids who weigh up to 80 pounds:

- **Should ride in a booster seat until the car's lap and shoulder belts fit correctly.**
- **The lap belt must fit low and snug under their hips.**
- **The shoulder belt must not cross their neck or face.**



Every year hundreds of kids are hurt or killed because they did not put on a safety belt or they strapped in incorrectly. This can change if you listen to me and buckle up!

**All kids can be good role models by using
safety belts on every ride!**



And tell grown-ups to use them, too!

THE WORDS ARE ALL MIXED UP



Can you unscramble the words?

HINT: The word begins with the letter in black

1. **f**etyas _____

2. **a**rc _____

3. **c**utkr _____

4. **k**ulebc _____

5. **e**btl _____

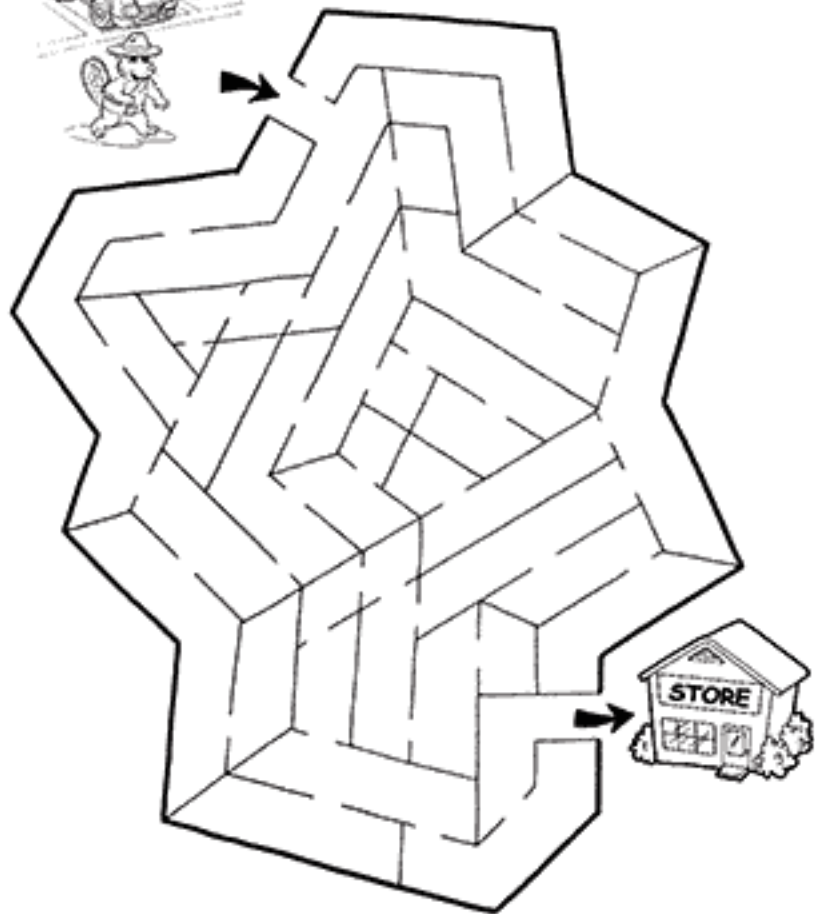
6. **r**otbsoe _____

7. **e**ecvhl _____

8. **l**ukBcye _____

A-MAZING!

Help Buckley find his way from the parking lot to the store.



FILL IN FUN

Fill in the missing word.



1. _____ up every time you get in a car or truck.
2. Kids should sit in the _____
_____.
3. Never ride on someone's _____.
4. Buckle up even for a _____ ride.
5. _____ always comes first.

WHAT'S THE DIFFERENCE?

Buckley the Safety Belt Beaver has a whole lot of style.
But what's different about him?



See answer on next page

Time to Laugh!

Some of Buckley's favorite funnies!

1. What has a head and a foot, but no arms?
2. The turtle took two chocolates to Texas, to teach Thomas to tie his shoes. How many "T"s in that?
3. What kind of keys do kids like to carry?
4. Why don't traffic lights ever go swimming?
5. Why did the robber take a bath before he stole from the bank?



ANSWERS:


1. A bed. 2. There are 2 "T"s in THAT. 3. Co-les. 4. Because they like to go charging. 5. A. He wanted to make a clean getaway.

Buckle Up

with Buckley the Safety Belt Beaver

*I promise to always buckle my safety belt
when I am in a car or truck and
to tell everyone to buckle their belts, too!*

Sign your name here



Conforms to ASTM D-4236
Intended for ages 3 years & up
<http://www.gpa.org>
List #090909
Printed in the USA